

SGA-440

Introducing the Prism Medical SGA-440 Sit-to-Stand Lift. A smooth and versatile sit-to-stand lift, intended for patients who can participate actively in the transfer. Once in a standing position, transfer to a wheelchair or commode is done easily and smoothly. The patient also gets valuable standing training with the transfer. The SGA-440 allows for a wide range of adjustments to the leg supports and the lifting bar to accommodate the support and comfort needs of the patient. These adjustments enable the caregiver to adapt the transfer to pain sensitive patients or patients paralyzed on one side, with no need for additional equipment or separate lifts.

PRODUCT HIGHLIGHTS

- Weight capacity is 440 lb.
- Lightweight aluminum design offers stability and durability
- Integrated charger or optional wall mount charger is available
- Control box comes standard with diagnostic capability and tracking of lift usage
- Electronics include emergency stop and emergency lowering functions
- An additional leg support strap is also included for added security



Dual wheel 3" x 3" casters offer the maximum control and smooth ride. Rear casters come with locking feature.



The mast and base connection is easily assembled without tools. The locking handles easily secure the components for a solid connection.




The adjustable lifting bar has multiple depth settings and is ideal for working with different patients, especially when positioning and support are critical.



Leg support can be adjusted in width and height, plus the leg support and the foot rest can easily be removed when needed.



The base width adjustment is easily adjusted by a foot pedal release mechanism at the rear of the lift.



WE'RE THE COMPANY THAT BRINGS YOU Floor Lifts

NEXT GENERATION OF MOBILE LIFTS

For the most strenuous lifting tasks, the Prism Medical Mobile Floor Lifts enable the caregiver to lift patients from one surface and transfer them to another, like a bed to a wheelchair or into another location such as a bathroom. The lifting range will also allow a person to be lifted from the floor and transferred to a safe location. Our range of mobile lifts include a collapsible design, permitting the consumer to travel outside their home or community, while others are designed to assist in standing, ambulation, gait training, or other specialized functions. These lift/transfer devices are powered by high strength batteries. They are designed with adjustable bases that can expand or contract in width to fit around commodes, shower chairs, recliners, wheelchairs, or under beds. The primary advantage of these general purpose lifts is that they enable the caregiver to meet a wide range of safe patient handling and moving requirements for patient and caregiver injury prevention.

PRISM MEDICAL

Prism Medical Ltd.

480 University Avenue, Suite 100, Toronto, ON Canada M5G 1V2 | T 416.260.2145 | 1.877.304.5438

www.prismmedical.ca

Prism Medical Ltd.

480 University Avenue, Suite 100, Toronto, ON Canada M5G 1V2 | T 416.260.2145 | 1.877.304.5438

www.prismmedical.ca

PRISM MEDICAL

FGA-450

For the most versatile mobile floor lift, the Prism Medical FGA-450 Total Floor Lift is the most cost effective solution. All of the features and innovative designs deliver a lift that makes transfers easier and safer for both residents and caregivers. The aluminum frame is made to offer the highest in weight bearing capability for a midsize lift, yet is lightweight and easy to maneuver. The unique quick release design for the carry bar allows use of other Prism Medical carry bar models. The lifting range allows a patient to be lifted from the floor and transferred to a raised bed. The base design offers stability and user control for navigating close quarters.

PRODUCT HIGHLIGHTS

- Weight capacity is 450 lb.
- Lightweight, aluminum construction for ease of maneuvering and navigational capabilities
- Power mast and base control for ease of operation
- Lifting range allows for patient to be lifted from the floor
- Bases come in two versions, 4" x 4" casters for maximum control and maneuvering, and 4" x 3" caster combination for a low clearance requirement
- The mast can be assembled in three different height mounting positions to enhance the maximum or minimum height desired.
- Integrated charger or optional wall mount charger is available
- The mast and base are electronically controlled for ease of total operation
- 360° turn capability of the carry bar delivers the most caregiver control during lifting and positioning without interference with the mast or boom
- Electronics include emergency stop and emergency lowering functions

Control box comes standard with diagnostic capability and tracking of lift usage.



Unique carry bar has a quick release attachment with spring loaded clips to secure sling straps. The attachment also allows for compatibility with prior Prism Medical designs.



FGA-700

When higher weight capabilities are required from a floor lift, the Prism Medical FGA-700 Bariatric Floor Lift is the product of choice. The FGA-700 can be used in gait training as well, delivering a smooth and stable support during therapy sessions. The unique quick release design for the carry bar allows for easy removal, and the double support bars deliver strength and positioning other products do not. The base design offers stability and easy adjustment for worry free operation.

PRODUCT HIGHLIGHTS

- Weight capacity is 700 lb.
- Lightweight, aluminum construction for ease of maneuvering and navigational capabilities
- Power mast and base control for ease of operation
- Lifting range allows for patient to be lifted from the floor
- The mast can be assembled in three different height mounting positions to enhance the maximum or minimum height desired
- The mast and base connection is easily assembled without tools, the locking handles easily secure the components for a solid connection
- 360° turn capability of the carry bar delivers the most caregiver control during lifting and positioning without interference with the mast or boom
- Integrated charger or optional wall mount charger is available
- Control box comes standard with diagnostic capability and tracking of lift usage
- Electronics include emergency stop and emergency lowering functions


Standard with support bars for gait and ambulation training. Can be rotated out of the way when not needed or in use.



Unique four point double carry bar has a quick release attachment with spring loaded clips to secure sling straps.



Base is also equipped with 4" dual wheel front caster and 5" dual wheel locking rear casters, this combination allows for the best maneuvering control.




FGA-330

For those in need of a light mobile lift that folds away easily, the Prism Medical FGA-330 Portable Floor Lift is your solution. It works much like any other mobile floor lift, but has the added feature of being able to fold for easy travel or storage. The lightweight design makes it a convenient tool for a visiting home healthcare professional, or the family that is on the go. When it is needed, the lift can quickly and easily be set up and ready for use. The FGA-330 is ideal for all the most common lifting situations as it lifts from bed to wheelchair, to and from the commode, or for lifting someone who has fallen to the floor.

PRODUCT HIGHLIGHTS

- Weight capacity is 330 lb.
- Retractable retention cord that hold base legs in place during transport
- The mast and base connection is easily assembled without tools, the locking handles easily secure the components for a solid connection
- Base is also equipped with 3" dual wheel front casters, and 5" dual wheel locking rear casters, this combination allows for the best clearance and maneuvering control
- 360° turn capability of the carry bar delivers the most caregiver control during lifting and positioning without interference with the mast or boom
- Integrated charger or optional wall mount charger is available
- All aluminum frame delivers a lightweight and durable product design
- Control Box comes standard with diagnostic capability and tracking of lift usage
- Electronics include emergency stop and emergency lowering functions

Folds away easily for storage or travel.



Carry bar comes with padded cover for patient protection and quick release attachment has spring loaded clips to secure sling straps.



The base opening and closing is manually controlled by a convenient step release bar.

